

Click on 'Compliance'

The screenshot shows the onestaff dashboard. On the left is a dark sidebar with the onestaff logo and a navigation menu. The 'Compliance' item in the menu is highlighted with an orange border. The main content area features a large banner with a circular logo on the left and the text 'Welcome back Welcome to your personalized hub for all things nursing and travel!'. Below the banner is a white card displaying '9%' in large orange text, followed by 'Application completion' and 'Great start 🚀 Keep moving forward!'. Other dashboard elements are partially visible on the right.

Click drop down and 'Select Job' for upcoming assignment

This screenshot shows the 'Compliance' page. At the top right, there is a progress indicator showing 7% completed. Below this is a dropdown menu labeled 'Select Job*' with 'Day 0' selected. This dropdown menu is highlighted with an orange border. To the right of the dropdown is a calendar icon. Below the dropdown are two progress bars: 'To Do 25/30' and 'Completed 5/30'. At the bottom, there is a list of categories with expandable arrows: 'Background and Safety (1 / 7 items completed)', 'Banking/Payroll Information (0 / 3 items completed)', 'Immunizations (3 / 14 items completed)', and 'Licensure & Certifications (1 / 6 items completed)'.

Click the arrows for each category, to see what items are needed

This screenshot is identical to the previous one, showing the 'Compliance' page. In this view, the expandable arrows (chevron symbols) for each category in the list at the bottom are highlighted with orange boxes. The categories are: 'Background and Safety (1 / 7 items completed)', 'Banking/Payroll Information (0 / 3 items completed)', 'Immunizations (3 / 14 items completed)', and 'Licensure & Certifications (1 / 6 items completed)'.

Required E-Sign Docs per Category

Background and Safety (1 / 7 items completed)

Background/ Medical Consent Form

Last updated by Brian Gray on 06/19/2024

HIPPA Compliance Form

Last updated by Sergio Robles on 06/19/2024

Expires: 06/19/2025

Immunizations (3 / 14 items completed)

TB Questionnaire

Last updated by Sergio Robles on 06/19/2024

Expires: 06/19/2025

Latex Allergy Questionnaire

Last updated by Sergio Robles on 06/19/2024

Expires: 06/19/2025

Fingernail Hygiene Policy

Last updated by Sergio Robles on 06/25/2024

Expires: 06/25/2025

Licensure & Certifications (0 / 6 items completed)

Compact Licensure Declaration

Last updated on 07/03/1776

Paid Sick Leave (0 / 1 items completed)

Paid Sick Leave

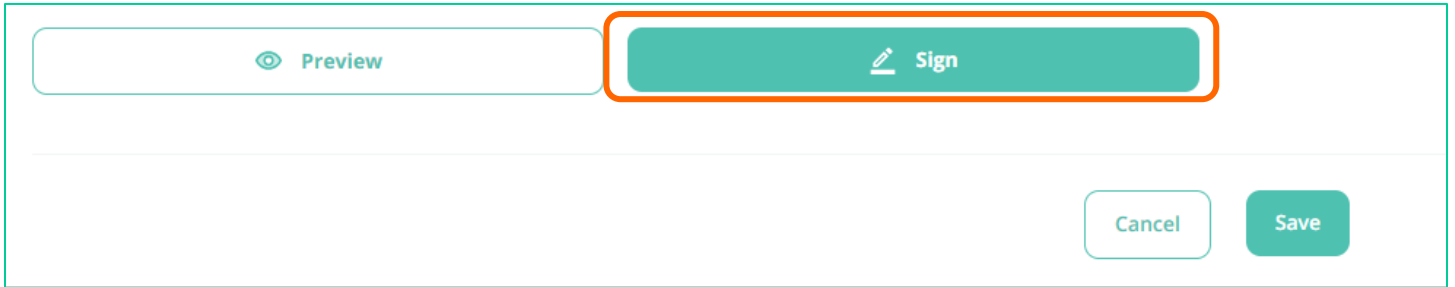
The sick leave policy for the facility connected to the work order

Job Description (0 / 1 items completed)

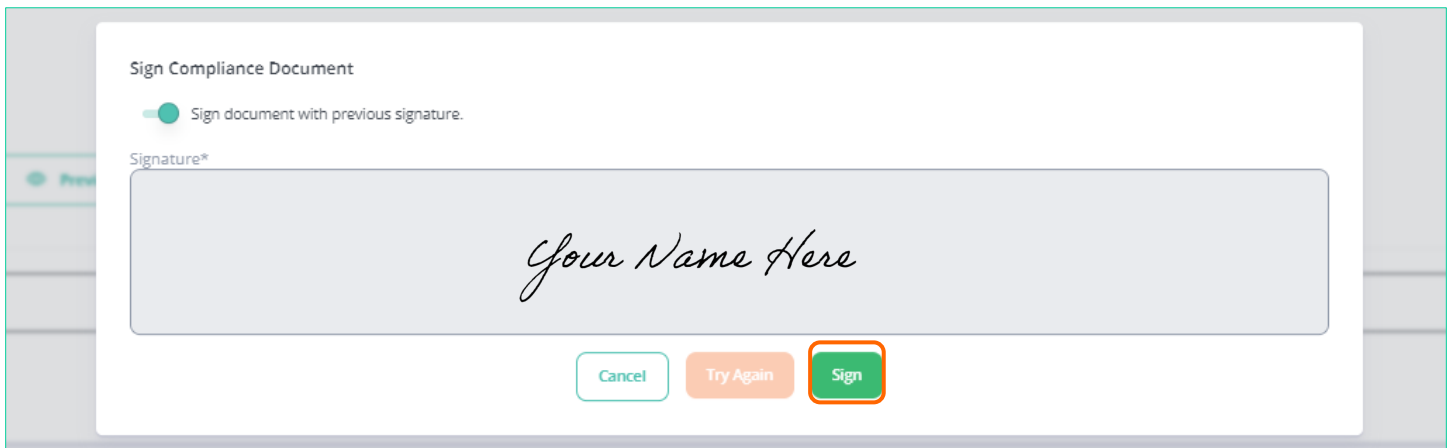
Job Description

Basic description of roles and responsibilities.

After you've signed in each section, be sure to click 'Save'



This screenshot shows a document signing interface. At the top, there are two buttons: 'Preview' on the left and 'Sign' on the right. The 'Sign' button is highlighted with an orange border. Below these buttons, there is a large empty rectangular area for the document. At the bottom right of the interface, there are two buttons: 'Cancel' and 'Save'.

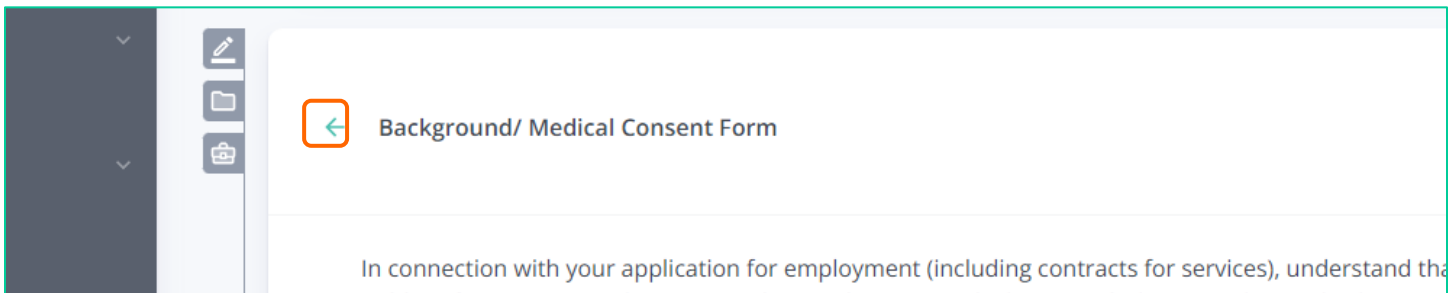


This screenshot shows a signature capture dialog box titled 'Sign Compliance Document'. It includes a toggle switch labeled 'Sign document with previous signature.' which is turned on. Below this is a 'Signature*' field containing the text 'Your Name Here' in a cursive font. At the bottom of the dialog, there are three buttons: 'Cancel', 'Try Again', and 'Sign'. The 'Sign' button is highlighted with an orange border.



This screenshot shows a document signing interface. At the top, there are two buttons: 'Preview' on the left and 'Sign' on the right. Below these buttons, there is a large empty rectangular area for the document. At the bottom right of the interface, there are two buttons: 'Cancel' and 'Save'. The 'Save' button is highlighted with an orange border.

Scroll back up to the top of the form, and click the back arrow to get back to your compliance board



This screenshot shows a compliance board interface. On the left side, there is a dark sidebar with several icons. The main area displays a list item titled 'Background/ Medical Consent Form'. A back arrow icon is highlighted with an orange border next to the title. Below the title, there is a line of text: 'In connection with your application for employment (including contracts for services), understand the'.

Please let me know if you have any questions 😊